

BEAM CLAMPS

BEAM CLAMP - STANDARD



LYNCAR Beam Clamps:

- ULC, UL, & FM approved.
- Black or Zinc Plated finishes.
- Malleable Iron ASTM A47.
- Grade 32510 .
- 3/8" UNC Set Screw thread.

PART# BLACK	PART# PLATED	ROD SIZE	MAX. PIPE SIZE	MAX. REC. LOAD / LBS.
109038	109038G	3/8"	3/4 to 4"	400
109012	109012G	1/2"	5" to 8"	500

BEAM CLAMP - WIDE MOUTH



LYNCAR Beam Clamps:

- ULC, UL, & FM approved.
- Black or Zinc Plated finishes.
- Malleable Iron ASTM A47.
- Grade 32510 .
- 3/8" UNC Set Screw thread.

PART# BLACK	PART# PLATED	ROD SIZE	MAX. PIPE SIZE	MAX. REC. LOAD / LBS.
109038W	109038WG	3/8"	3/4 to 4"	400
109012W	109012WG	1/2"	5" to 8"	500

BEAM CLAMP - PURLIN



- Designed for use with large lip rolled steel purlins to eliminate the need to modify steel purlin for standard C-clamp.
- Malleable iron with hardened steel cup point set screw.

PART#	ROD
109038P	3/8"

BEAM CLAMP WRENCH

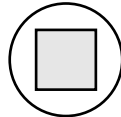


- A specially made ratchet wrench for easy installation of beam clamps

PART#
9955

FASTENERS

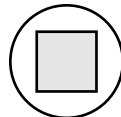
WOOD SCREWS



- Robertson (Square) Drive
- Plated
- 100 per box

# 8 Screw		# 10 Screw	
PART#	LENGTH	PART#	LENGTH
1520	1/2"	1531	1/2"
1521	3/4"	1532	3/4"
1522	1"	1533	1"
1523	1-1/4"	1534	1-1/4"
1524	1-1/2"	1535	1-1/2"
1525	2"	1536	2"
1526	2-1/2"	1537	2-1/2"
1527	3"	1538	3"


SHEET METAL SCREWS



- Robertson (Square) Drive
- Plated
- 100 per box

PART#	SIZE	LENGTH
1817	# 8	1/2"
1819	# 8	3/4"
1821	# 8	1"
1871	# 10	3/4"

SELF DRILLING SHEET METAL SCREWS



- Robertson (Square) Drive
- Self drilling point Plated
- 100 per box

PART#	SIZE	LENGTH
1830	# 8	1/2"
1831	# 10	1-1/2"
1832	# 10	2"

STOVE BOLT

Round head with hex nuts



100 bolts and nuts per box

PART#	SIZE	TYPE
1635	3/16" x 3/4"	Complete
1637	3/16" x 1-1/4"	Complete
1639	1/4" x 1/2"	Complete
1640	1/4" x 3/4"	Complete
1641	1/4" x 1"	Complete
1642	1/4" x 1-1/4"	Complete
1643	1/4" x 1-1/2"	Complete
1644	1/4" x 2"	Complete

LAG BOLTS



PART#	SIZE
1099101	1/4" x 2"
1099102	1/4" x 2-1/2"
1099103	3/8" x 2"
1099107	3/8" x 2-1/2"
1099104	3/8" x 3"
1099105	3/8" x 4"
1099107A	1/2" x 2-1/2"
1099108	1/2" x 4"

HANGER SPECIALTIES

HANGER - PIPE STRAPS



Galvanized

HANGER - WIRE PIPE HOOKS



50 per box

PART#	IPS SIZE
1614	1/2"
1615	3/4"
1616	1"
1617	1-1/4"
1618	1-1/2"
1619	2"
1620	2-1/4"
1621	3"
1622	4"

PART# UNCOATED	SIZE
1560	1/2" x 4"
1561	1/2" x 6"
1564	3/4" x 4"
1565	3/4" x 6"
1566	3/4" x 8"
1567	3/4" x 10"
1569	1" x 6"

SELF NAILING PROTECTION PLATE



100 per box

CABLE TIES



Nylon Cable Ties can be used in countless applications and are adaptable to any environment and can be used both inside and outdoors. LYNCAR cable ties are made with a one piece construction to provide consistent performance and reliability.

PART#	SIZE	UNCOATED
1628	2" x 5"	20
1630	2" x 5"	16

PART#	COLOUR	SIZE
877	Black	7-1/2"
8711	Black	11"
8714	Black	14"
8721	Black	21"
877W	white	7-1/2"
8711W	white	11"

ANCHOR KIT



EACH SET CONTAINS:

- 100 #8-10 Collar Anchors
 - 100 #10 x 1" Phillips with Hex head screws
 - 1/4" Carbide tipped masonry drill
 - Transparent, reusable box
- Phillips hex head screws allow a nutdriver, nut setter or screwdriver to be used.

PART#	DESCRIPTION
1600	ANCHOR KIT

HANGER SPECIALTIES

COACH SCREW RODS



PART#	SIZE
10990604	4" x 3/8"
10990608	8" x 3/8"

BELL HANGERS



PART#	SIZE
108112	1/2"
108134	3/4"
108110	1"

TIE BOLT



Tie Bolt
3/4" x 4 1/2"
for watermain
service
*Nut not included

PART#	DESCRIPTION
10991801	Tie bolt only

HANGER INSERT NUT



Insert nuts Plated
for ring hangers

PART#	SIZE
10992101	3/8"
10992102	1/2"

TOGGLE WING



- Toggle wing for 3/8" Rod

PART#	DESCRIPTION
10992001	Toggle wing

ROD COUPLING



- LYNCAR offers Plated rod
coupling in different sizes.

PART#	SIZE
1099081	3/8" x 1-3/4"
1099082	3/8" x 1-1/4"
1099083	1/2" x 1-3/4"
1099084	5/8 x 2-1/4"
1099085	3/4" x 2-1/4"

ROD BUTTON



Plastic Rod Button for 3/8 rod.
Use in wood construction
White finish.

PART#	DESCRIPTION
109901	Rod button

DECK FLANGE



Cast ceiling deck flange to sup-
port threaded rod. 3/8" or 1/2"
rod size

PART#	SIZE
1099091MG	3/8" Plated
1099092MG	1/2" Plated

HANGER SPECIALTIES

ANGLE BRACKET



- For attachments to wood or steel beams, 2" x 1/2" bracket.
- Hole to clear Threaded Rod.

PART#	SIZE
10990638	3/8"
10990639	1/2"

EYE SOCKET



- Steel Eye Sockets for 3/8" or 1/2" Threaded Rod.
- Straight or offset models
- 100 per box

MALLEABLE EYE SOCKET



- Available for 3/8" or 1/2" Rod
- Use when swivel action is required

PART#	SIZE
10991901	3/8"
10991902	1/2"

PART#	SIZE
10990338	3/8"
10990312	1/2"
10990438	3/8" Offset

SIDE BEAM CONNECTOR, STEEL



- Threaded for 3/8" rod
- Used in wood or steel construction.
- 2" max pipe size.



PART#	DESCRIPTION
10990538	Side beam connector

SIDE BEAM CONNECTOR, MALLEABLE



- 3/8" Malleable Iron

PART#	DESCRIPTION
10990538M	Side beam connector

DROP IN CONCRETE ANCHORS



- 100 per box

PART#	SIZE
1558	3/8"
1559	1/2"

ANCHOR SETTING TOOL



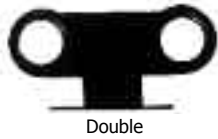
PART#	SIZE
1552	3/8" or 1/2"
155212	1/2"

QUARTER TURN STOP VALVES

PIPE STAYS



LYNCAR's pipe stays are made of carbon steel & epoxy coated. Used in water, heat & gas line. Copper & iron pipe sizes



	COPPER	IPS	STD	A	EXTENDED	A	DOUBLE	A
	1/2"	3/8"	99400	1-7/16"	99410	2-1/2"	99415	1-7/16"
	3/4"	1/2"	99401	1-7/16"	99411	2-1/2"	99416	1-7/16"
	1"	3/4"	99402	1-5/8"	99412	2-3/4"	99417	1-5/8"
	1-1/4"	1"	99403	1-5/8"	99413	2-3/4"		
	NA	1-1/2"	99404	2-13/16"				
	1-1/2"	1-1/4"	99405	2-1/2"				
	NA	2"	99406	2-15/16"				
	2"	NA	99407	2-13/16"				

SPLIT RING HANGER



LYNCAR's split ring hangers are available from 1/2" to 2" and in 2 screw, or hinged type.

PIPE SIZE	2 SCREW	HINGED
3/8"	1092038	1092038H
1/2"	1092012	1092012H
3/4"	1092034	1092034H
1"	1092100	1092100H
1 1/4"	1092114	1092114H
1 1/2"	1092112	1092112H
2"	1092200	1092200H

SPRINKLER RING HANGER



LYNCAR'S sprinkler hangers are UL, FM, ULC approved. Available to 8" IPS. Available Galvanized & PVC coated. Sold in box quantities only.



PIPE SIZE	PLATED	PVC
1/2"	1091012	1091012PC
3/4"	1091034	1091034PC
1"	1091100	1091100PC
1 1/4"	1091114	1091114PC
1 1/2"	1091112	1091112PC
2"	1091200	1091200PC
2 1/2"	1091212	1091212PC
3"	1091300	1091300PC
4"	1091400	1091400PC
5"	1091500	
6"	1091600	
8"	1091800	

SAMMY SCREWS

HANGER - J-HOOK™ PLASTIC PIPE



Faster Installation - Versatile Placement

- An exceptional hanger that saves time & money
- Assures greater accuracy in hanging, eliminates problems due to improper grades or movement after installation
- Hugs pipes snug & secure at easily determined grades
- Nails Included
- Snap-in lock feature holds pipe securely
- Glueable with same adhesive used for pipe fittings
- 3" hook fits both Sch 30 and Sch 40 pipe
- Eliminates measuring, adjusting, cutting & wrapping straps
- Calibrated for 1/8" fall per foot (supported every 4 feet)
- Use vertically or horizontally

PART#	SIZE
20053	1-1/2" x 7"
20054	2" x 7"
20055	3" x 7"
20056	4" x 7"



The SAMMY X-PRESS™ System is designed to provide direct attachment of threaded rod in metal deck (22-16 gauge) and thin gauge purlin (18-16 gauge), while providing reduced installation costs in terms of time and materials.

The X-PRESS Anchors eliminate the need for costly "armovers" in pipe hanging installations. Current methods offered for thin gauge purlin require use of a time-consuming retaining nut on the threaded portion of the fastener to prevent pullout and are not designed for use in metal deck. In many instances, access to the backside of the installed fastener is prohibited by panel liner or roofing insulation. SAMMY X-PRESS Anchors deliver the performance installers require without the use of a retaining nut!

The patent-pending X-PRESS Anchors consist of a threaded fastener and expandable sleeve. The XPress System features an easy-to-install anchor with expanding anchoring strips that collapse to prevent pullout after installation.

The XP 20 provides 750 pounds of pullout in 22-20 gauge metal deck and will support a 2" pipe. The XP 35 delivers 1250 pounds of pullout in 18-16 gauge purlin and supports a 3-1/2" pipe.



uninstalled

installed

PART#	DESCRIPTION
1089XP20	Support up to 2" pipe
1089XP35	Support up to 3-1/2" pipe



Installation Tools



The SAMMY X-PRESS It™ Installation Tool assures a perfect installation every time offering the added convenience of one-tool efficiency – just drill and drive in SECONDS!

PART#	DESCRIPTION
109914	SAMMY Straight Screw Installation Tool
109914S	SAMMY Sidewinder Screw Installation Tool
109915	SDS Bit for Hilti™ Drill (Use with Concrete SAMMYS)
109916	Sleeve Tool (Tapcon Method)
1089XPT	X-PRESS It™ Installation Tool
1089XPD	X-PRESS It™ Drill Bit 25/64

SAMMY SCREWS



SAMMYS™

STEEL APPLICATIONS

Expanded Approvals!



PART#	MODEL TYPE	USAGE	SIZE	ROD SIZE	UL APPROVAL	FM APPROVAL
Vertical Mount, Use Driver 109914						
1089303	DST-10		¼" x 1"	3/8"		
1089301	DST-15		¼" x 1-½"	3/8"		
1089300	DST-30	Self Drilling / Self	¼" x 3"	3/8"		
1089202	DSTR 1	Tapping	¼" x 1"	3/8"	X	X
1089203	DSTR 1-1/2	in Steel to .188"	#12 x 1-½"	3/8"	X	X
1086303	DSTR-516		5/16" x 1-¼"	3/8"	X	X
1089305	DST-516		5/16" x 1-¼"	3/8"	X	X
1089200	TEK-50	Self Drilling / Self Tapping in Steel to .50"	#12 x 1-½"	3/8"	X	X
Horizontal Mount, Use Driver 109914S						
1086301	SWDR 1	Self Drilling / Self Tapping in Steel to ¼"	¼" x 1"	3/8"	X	X
1089307	SWT 15		#12 x 1-½"	3/8"		
1089306	SWDR-516	Self Drilling / Self Tapping in Steel to ½"	5/16" x 1-¼"	3/8"	X	X
1089309	SWDR 1-1/2		#12 x 1-½"	3/8"	X	X
Swivel Mount, Use Driver 109914 Allows rod to hang plumb, No need to bend rod, 17° deflection from vertical, Accommodates 3-1/2" by 12" pitch roof, CUL Approved						
1089303S	SH-DSTR 1	Self Drilling in Steel	¼" x 1"	3/8"	X	X
SAMMYS™						
DRYWALL APPLICATIONS						
PART#	MODEL TYPE	USAGE	SIZE	ROD SIZE	UL APPROVAL	FM APPROVAL
Drywall - Vertical Mount, Use Driver 109914						
1086300	SST-30		¼" x 3"	3/8"		

SAMMY SCREWS



SAMMYS™

WOOD APPLICATIONS

Expanded Approvals!



PART#	MODEL TYPE	USAGE	SIZE	ROD SIZE	UL APPROVAL	FM APPROVAL
-------	------------	-------	------	----------	-------------	-------------

Vertical Mount, Use Driver 109914

1088200	GST-20	Self Threading in Wood	1/4" x 2"	3/8"	X	X
1088300	GST-30		1/4" x 3"	3/8"	X	X
1088380	GST-25-380		3/8" x 2-1/2"	3/8"	X	

Horizontal Mount, Use Driver 109914S

1086302	SWG10	Self Threading in Wood	1/4" x 1"	3/8"	X	
1089302	SWG20		1/4" x 2"	3/8"	X	
1089380	SWG-25-380		3/8" x 2-1/2"	3/8"	X	

Swivel Mount, Use Driver 109914

Allows rod to hang plumb, No need to bend rod, 17° deflection from vertical, Accommodates 3-1/2" by 12" pitch roof, CUL Approved



1088200S	SH-GST 20	Self Threading in Wood	1/4" x 2"	3/8"	X	X
1088300S	SH-GST 30	Self Threading in Wood	1/4" x 3"	3/8"	X	X

SAMMYS™

CONCRETE APPLICATIONS



PART#	MODEL TYPE	USAGE	SIZE	ROD SIZE	UL APPROVAL	FM APPROVAL
-------	------------	-------	------	----------	-------------	-------------

Vertical Mount, Use Driver 109914

1087134	CST-20	Self Tapping for Concrete, Pre-drilling	5/16" x 1-3/4"	3/8"		X
----------------	--------	---	----------------	------	--	---

Horizontal Mount, Use Driver 109914S

1089304	SWC-20	Self Tapping for Concrete, Pre-drilling	5/16" x 1-3/4"	3/8"		X
----------------	--------	---	----------------	------	--	---

BRASS FITTINGS

COUPLING - PIPE



PART#	SIZE
7100	1/8"
7101	1/4"
7102	3/8"
7103	1/2"
7104	3/4"
7105	1"
7106	1-1/4"
7107	1-1/2"
7108	2"
7109	2-1/2"
7110	3"
7112	4"

UNION - PIPE



PART#	SIZE
7162	1/8"
7163	1/4"
7164	3/8"
7165	1/2"
7166	3/4"
7167	1"
7168	1-1/4"
7169	1-1/2"
7170	2"
7171	2-1/2"
7172	3"
7173	4"

COUPLING - REDUCING



PART#	SIZE	PART#	SIZE
7118	1/4" X 1/8"	7145	2" X 3/4"
7119	3/8" X 1/4"	7146	2" X 1/2"
7120	3/8" X 1/8"	7147	2-1/2" X 2"
7123	1/2" X 3/8"	7148	2-1/2" X 1-1/2"
7124	1/2" X 1/4"	7149	2-1/2" X 1-1/4"
7125	1/2" X 1/8"	7150	2-1/2" X 1"
7126	3/4" X 1/2"	7151	3" X 2-1/2"
7127	3/4" X 3/8"	7152	3" X 2"
7128	3/4" X 1/4"	7153	3" X 1-1/2"
7129	1" X 3/4"	7156	4" X 3"
7130	1" X 1/2"	7157	4" X 2-1/2"
7131	1" X 3/8"	7158	4" X 2"
7132	1" X 1/4"		
7134	1-1/4" X 1"		
7135	1-1/4" X 3/4"		
7136	1-1/4" X 1/2"		
7137	1-1/4" X 3/8"		
7138	1-1/2" X 1-1/4"		
7139	1-1/2" X 1"		
7140	1-1/2" X 3/4"		
7141	1-1/2" X 1/2"		
7142	2" X 1-1/2"		
7143	2" X 1-1/4"		
7144	2" X 1"		

ELBOW - 45°



PART#	SIZE
7174	1/8"
7175	1/4"
7176	3/8"
7177	1/2"
7178	3/4"
7179	1"
7180	1-1/4"
7181	1-1/2"
7182	2"
7183	2-1/2"
7184	3"
7185	4"

ELBOW - 45° STREET



PART#	SIZE
7189	1/8"
7190	1/4"
7191	3/8"
7192	1/2"
7193	3/4"
7194	1"
7195	1-1/4"
7196	1-1/2"
7197	2"
7198	2-1/2"
7199	3"
7200	4"

BRASS FITTINGS

ELBOW 90°



PART#	SIZE
7204	1/8"
7205	1/4"
7206	3/8"
7207	1/2"
7208	3/4"
7209	1"
7210	1-1/4"
7211	1-1/2"
7212	2"
7213	2-1/2"
7214	3"
7216	4"

ELBOW - 90° STREET



PART#	SIZE
7247	1/8"
7248	1/4"
7249	3/8"
7250	1/2"
7251	3/4"
7252	1"
7253	1-1/4"
7254	1-1/2"
7255	2"
7256	2-1/2"
7257	3"
7258	4"

ELBOW - 90° REDUCING



PART#	SIZE
7220	1/4" X 1/8"
7221	3/8" X 1/4"
7222	3/8" X 1/8"
7223	1/2" X 3/8"
7224	1/2" X 1/4"
7225	1/2" X 1/8"
7226	3/4" X 1/2"
7227	3/4" X 3/8"
7228	3/4" X 1/4"
7229	1" X 3/4"
7230	1" X 1/2"
7231	1" X 3/8"
7232	1-1/4" X 1"
7233	1-1/4" X 3/4"
7234	1-1/4" X 1/2"
7236	1-1/2" X 1-1/4"
7237	1/2"1-1/2" X 1"
7238	1-1/2" X 3/4"
7239	2" X 1-1/2"
7240	2" X 1-1/4"
7241	2" X 1"
7242	2" X 3/4"
7243	2-1/2" X 2"
7244	3" X 2"
7245	3" X 2-1/2"
7246	4" X 3"

TEE - PIPE



Threaded - 125 Pound.
LYNCAR Cast Brass Fittings meet ANSI B16.15 - 1978 Specification for 125 Pound Thread Fittings

PART#	SIZE
7259	1/8"
7260	1/4"
7261	3/8"
7262	1/2"
7263	3/4"
7264	1"
7265	1-1/4"
7266	1-1/2"
7267	2"
7268	2-1/2"
7269	3"
7270	3-1/2"
7271	4"

BRASS FITTINGS

REDUCING TEES



PART#	SIZE	PART#	SIZE
7283	3/8" X 3/8" X 1/4"	7330	1-1/4" X 1-1/4" X 1/2"
7292	1/2" X 1/2" X 3/4"	7333	1-1/4" X 1" X 1"
7293	1/2" X 1/2" X 3/8"	7342	1-1/2" X 1-1/2" X 1-1/4"
7294	1/2" X 1/2" X 1/4"	7343	1-1/2" X 1-1/2" X 1"
7295	1/2" X 1/2" X 1/8"	7344	1-1/2" X 1-1/2" X 3/4"
7299	1/2" X 1/4" X 1/2"	7345	1-1/2" X 1-1/2" X 1/2"
7302	3/4" X 3/4" X 1"	7346	2" X 2" X 1-1/2"
7303	3/4" X 3/4" X 1/2"	7365	2" X 2" X 1-1/4"
7304	3/4" X 3/4" X 3/8"	7366	2" X 2" X 1"
7305	3/4" X 3/4" X 1/4"	7367	2" X 2" X 3/4"
7306	3/4" X 3/4" X 1/8"	7368	2" X 2" X 1/2"
7307	3/4" X 1/2" X 3/4"	7381	2-1/2" X 2-1/2" X 2"
7308	3/4" X 1/2" X 1/2"	7382	2-1/2" X 2-1/2" X 1-1/2"
7313	1" X 1" X 1-1/2"	7384	2-1/2" X 2-1/2" X 1"
7315	1" X 1" X 3/4"	7386	2-1/2" X 2-1/2" X 1/2"
7316	1" X 1" X 1/2"	7388	3" X 3" X 2-1/2"
7317	1" X 1" X 3/8"	7389	3" X 3" X 2"
7319	1" X 3/4" X 1"	7390	3" X 3" X 1-1/2"
7320	1" X 3/4" X 3/4"	7391	3" X 3" X 1-1/4"
7321	1" X 3/4" X 1/2"	7392	3" X 3" X 1"
7323	1" X 1/2" X 1"	7393	3" X 3" X 3/4"
7324	1" X 1/2" X 3/4"	7394	3" X 3" X 1/2"
7325	1" X 1/2" X 1/2"	7395	4" X 4" X 3"
7326	1" X 1/2" X 3/8"	7396	4" X 4" X 2-1/2"
7328	1-1/4" X 1-1/4" X 1"	7397	4" X 4" X 2"
7329	1-1/4" X 1-1/4" X 3/4"	7398	4" X 4" X 1-1/2"

CAP - BRASS



PART#	SIZE
7404	1/8"
7405	1/4"
7406	3/8"
7407	1/2"
7408	3/4"
7409	1"
7410	1-1/4"
7411	1-1/2"
7412	2"
7413	2-1/2"
7414	3"
7416	4"

SQUARE HEAD PLUGS



PART#	SIZE
7420	1/8"
7421	1/4"
7422	3/8"
7423	1/2"
7424	3/4"
7425	1"
7426	1-1/4"
7427	1-1/2"
7428	2"
7429	2-1/2"
7430	3"
7432	4"

BRASS FITTINGS

BUSHING - HEX BRONZE



PART#	SIZE	PART#	SIZE
7436	1/4" X 1/8"	7460	1-1/2" X 1/2"
7437	3/8" X 1/4"	7461	1-1/2" X 3/8"
7438	3/8" X 1/8"	7462	1-1/2" X 1/4"
7439	1/2" X 3/8"	7463	1-1/2" X 1/8"
7440	1/2" X 1/4"	7464	2" X 1-1/2"
7441	1/2" X 1/8"	7465	2" X 1-1/4"
7442	3/4" X 1/2"	7466	2" X 1"
7443	3/4" X 3/8"	7467	2" X 3/4"
7444	3/4" X 1/4"	7468	2" X 1/2"
7445	3/4" X 1/8"	7472	2-1/2" X 2"
7446	1" X 3/4"	7473	2-1/2" X 1-1/2"
7447	1" X 1/2"	7474	2-1/2" X 1-1/4"
7448	1" X 3/8"	7475	2-1/2" X 1"
7449	1" X 1/4"	7481	3" X 2-1/2"
7450	1" X 1/8"	7482	3" X 2"
7451	1-1/4" X 1"	7483	3" X 1-1/2"
7452	1-1/4" X 3/4"	7484	3" X 1-1/4"
7453	1-1/4" X 1/2"	7485	3" X 1"
7454	1-1/4" X 3/8"	7486	3" X 3/4"
7455	1-1/4" X 1/4"	7487	3" X 1/2"
7456	1-1/4" X 1/8"	7489	4" X 3"
7457	1-1/2" X 1-1/4"	7490	4" X 2-1/2"
7458	1-1/2" X 1"	7491	4" X 2"
7459	1-1/2" X 3/4"	7492	4" X 1-1/2"

CROSSES - PIPE



PART#	SIZE
7500	1/8"
7501	1/4"
7502	3/8"
7503	1/2"
7504	3/4"
7505	1"
7506	1-1/4"
7507	1-1/2"
7508	2"

FLOOR FLANGES



PART#	SIZE
7538	1/2"
7539	3/4"
7540	1"
7541	1-1/4"
7542	1-1/2"

EXTENSION PIECES



PART#	SIZE
7524	1/8"
7525	1/4"
7526	3/8"
7527	1/2"
7528	3/4"
7529	1"
7530	1-1/4"
7531	1-1/2"
7532	2"

LOCKNUTS - BRASS



PART#	SIZE
7561	1/8"
7562	1/4"
7563	3/8"
7564	1/2"
7565	3/4"
7566	1"
7567	1-1/4"
7568	1-1/2"
7569	2"

NIPPLES - RED BRASS

Each nipple is cleaned of burrs and cutting oil and manufactured in accordance with ASTM B-687. Sizes 1-1/4" through 4" continued on the next page.



1/8"

1/4"

3/8"

PART#	LENGTH
7700	CL
7701	1-1/2"
7702	2"
7703	2-1/2"
7704	3"
7705	3-1/2"
7706	4"
7707	4-1/2"
7708	5"
7709	5-1/2"
7710	6"

PART#	LENGTH
7717	CL
7718	1-1/2"
7719	2"
7720	2-1/2"
7721	3"
7722	3-1/2"
7723	4"
7724	4-1/2"
7725	5"
7726	5-1/2"
7727	6"

PART#	LENGTH
7734	CL
7735	1-1/2"
7736	2"
7737	2-1/2"
7738	3"
7739	3-1/2"
7740	4"
7741	4-1/2"
7742	5"
7743	5-1/2"
7744	6"

1/2"

3/4"

1"

PART#	LENGTH
7751	CL
7752	1-1/2"
7753	2"
7754	2-1/2"
7755	3"
7756	3-1/2"
7757	4"
7758	4-1/2"
7759	5"
7760	5-1/2"
7761	6"
7762	6-1/2"
7763	8"
7765	10"
7767	12"

PART#	LENGTH
7768	CL
7769	1-1/2"
7770	2"
7771	2-1/2"
7772	3"
7773	3-1/2"
7774	4"
7775	4-1/2"
7776	5"
7777	5-1/2"
7778	6"
7780	8"
7782	10"
7784	12"

PART#	LENGTH
7785	CL
7786	2"
7787	2-1/2"
7789	3"
7790	3-1/2"
7791	4"
7792	4-1/2"
7793	5"
7794	5-1/2"
7795	6"
7797	8"
7799	10"
7801	12"

RED BRASS NIPPLES (CONTINUED)

Each nipple is cleaned of burrs and cutting oil and manufactured in accordance with ASTM B-687.



1-1/4"

PART#	LENGTH
7802	CL
7803	2"
7804	2-1/2"
7805	3"
7806	3-1/2"
7807	4"
7808	4-1/2"
7809	5"
7810	5-1/2"
7811	6"
7813	8"
7815	10"
7817	12"

1-1/2"

PART#	LENGTH
7818	CL
7819	2"
7820	2-1/2"
7821	3"
7822	3-1/2"
7823	4"
7824	4-1/2"
7825	5"
7826	5-1/2"
7827	6"
7829	8"
7831	10"
7833	12"

2"

PART#	LENGTH
7834	CL
7835	2-1/2"
7836	3"
7837	3-1/2"
7838	4"
7839	4-1/2"
7840	5"
7841	5-1/2"
7842	6"
7844	8"
7846	10"
7848	12"

2-1/2"

PART#	LENGTH
7849	CL
7850	3"
7851	3-1/2"
7852	4"
7853	4-1/2"
7854	5"
7855	5-1/2"
7856	6"
7858	8"
7860	10"
7862	12"

3"

PART#	LENGTH
7863	CL
7864	3"
7865	3-1/2"
7866	4"
7867	4-1/2"
7868	5"
7869	5-1/2"
7870	6"
7872	8"
7874	10"
7876	12"

4"

PART#	LENGTH
7888	CL
7889	4"
7890	4-1/2"
7891	5"
7892	5-1/2"
7893	6"
7895	8"
7897	10"
7899	12"

BOXES & TRAY

NIPPLE BOXES



- Holds 1/2" CL thru 6" nipples
- Fold away handle
- Epoxy coated steel
- Light weight yet strong

PART#	SIZE	HOLDS
3080	1/2"	77
3081	3/4"	66
3082	1"	50
3083	1-1/4"	40
3084	1-1/2"	30
3085	2"	27

FITTING TOTE TRAY



- Excellent for copper fittings
- 18 Gauge
- 20" x 10" x 5"
- Fold away handle
- Epoxy coated steel
- With 8 compartments

PART#
3088

NIPPLE BOX - 1/2" & 3/4" (COMBO)



- Holds both 1/2" and 3/4" nipples
- Holds (39) 1/2" CL thru 6"
- Holds (33) 3/4" CL thru 6"
- Fold away handle
- Epoxy coated steel

PART#
3091

COUPLINGS

SHORT COUPLING - IRON



PART#	IPS	LENGTH
2900	1/2"	2-5/8"
2901	3/4"	2-3/4"
2902	1"	3-1/8"
2903	1-1/4"	3-1/4"
2904	1-1/2"	3-3/8"
2905	2"	3-5/8"
2906	2-1/2"	4-3/8"
2907	3"	4-3/4"

SHORT COUPLING - BRASS



PART#	CWT	IPS	LENGTH
2916	1/2"	3/8"	2-9/16"
2917	3/4"	1/2"	2-3/4"
2918	1"	3/4"	3"
2919	1-1/4"	1"	3"
2920	1-1/2"	1-1/4"	3-1/4"
2927	--	1-1/2"	3-1/2"

LONG COUPLING - IRON



PART#	IPS	LENGTH
2908	1/2"	3-3/4"
2909	3/4"	4"
2910	1"	4-1/4"
2911	1-1/4"	4-3/4"
2912	1-1/2"	5"
2913	2"	5-3/8"

LONG COUPLING - BRASS



PART#	CWT	IPS	LENGTH
2921	1/2"	3/8"	5"
2922	3/4"	1/2"	5"
2923	1"	3/4"	5"
2924	1-1/4"	1"	5"
2925	1-1/2"	1-1/4"	5"
2926	2"	--	5"
2929	--	1-1/2"	5"
2930	--	2"	5"

TEE COUPLING - IRON



PART#	IPS	BRANCH SIZE
2914	1/2"	1/2"
2915	3/4"	3/4"

TEE COUPLING - TEE BRASS



PART#	CWT	IPS	NPT TEE OUTLET
2935	1/2"	3/8"	1/2"
2936	3/4"	1/2"	3/4"
2937	1"	3/4"	1"
2938	3/4"	1/2"	1/2"
2939	1"	3/4"	1/2"
2940	1"	3/4"	3/4"
2941	1-1/4"	1"	3/4"
2942	1-1/4"	1"	1"
2943	1-1/2"	1-1/4"	1-1/4"
2944	--	1-1/2"	1-1/2"
2945	--	2"	1-1/2"
2946	--	2"	2"

MALE X COMPRESSION - IRON



PART#	TUBE O.D.
2950	1/2"
2951	3/4"

These couplings are intended for temporary repair.
Do not use on hot water, steam, oxygen, petroleum or similar explosive or combustible mediums.

CHROME PLATED RED BRASS FITTINGS

COUPLING - PIPE CP



PART#	SIZE
7101C	1/4"
7102C	3/8"
7103C	1/2"
7104C	3/4"
7105C	1"
7106C	1-1/4"
7107C	1-1/2"
7108C	2"

ELBOW - 90° CP



PART#	SIZE
7205C	1/4"
7206C	3/8"
7207C	1/2"
7208C	3/4"
7209C	1"
7210C	1-1/4"
7211C	1-1/2"
7212C	2"

COUPLING - REDUCING



PART#	SIZE
7123C	1/2" X 3/8"
7126C	3/4" X 1/2"

ELBOW - 90° REDUCING CP



PART#	SIZE
7223C	1/2" X 3/8"
7226C	3/4" X 1/2"

UNION - PIPE CP



PART#	SIZE
7163C	1/4"
7164C	3/8"
7165C	1/2"
7166C	3/4"
7167C	1"
7168C	1-1/4"
7169C	1-1/2"
7170C	2"

ELBOW 90° STREET CP



PART#	SIZE
7248C	1/4"
7249C	3/8"
7250C	1/2"
7251C	3/4"
7252C	1"
7253C	1-1/4"
7254C	1-1/2"
7255C	2"

ELBOW 45° CP



PART#	SIZE
7175C	1/4"
7176C	3/8"
7177C	1/2"
7178C	3/4"
7179C	1"
7180C	1-1/4"
7181C	1-1/2"
7182C	2"

TEE - PIPE CP



PART#	SIZE
7260C	1/4"
7261C	3/8"
7262C	1/2"
7263C	3/4"
7264C	1"
7265C	1-1/4"
7266C	1-1/2"
7267C	2"

ELBOW - 45° STREET CP



PART#	SIZE
7192C	1/2"

CAP - CHROME



PART#	SIZE
7405C	1/4"
7406C	3/8"
7407C	1/2"
7408C	3/4"
7409C	1"
7410C	1-1/4"
7411C	1-1/2"
7412C	2"

REDUCING TEES CP



PART#	SIZE
7203C	3/4" x 1/2"

CHROME PLATED RED BRASS FITTINGS

PLUGS



PART#	SIZE
7421C	1/4"
7422C	3/8"
7423C	1/2"
7424C	3/4"
7425C	1"
7426C	1-1/4"
7427C	1-1/2"
7428C	2"

BUSHING - HEX CP



PART#	SIZE
7437C	3/8" X 1/4"
7439C	1/2" X 3/8"
7440C	1/2" X 1/4"
7442C	3/4" X 1/2"
7446C	1" X 3/4"
7451C	1-1/4" X 1"

CHROME PLATED BRASS NIPPLES



1/4"

3/8"

1/2"

3/4"

PART#	LENGTH
7717C	CL
7718C	1-1/2"
7719C	2"
7720C	2-1/2"
7721C	3"
7722C	3-1/2"
7723C	4"
7724C	4-1/2"
7725C	5"
7726C	5-1/2"
7727C	6"

PART#	LENGTH
7734C	CL
7735C	1-1/2"
7736C	2"
7737C	2-1/2"
7738C	3"
7739C	3-1/2"
7740C	4"
7741C	4-1/2"
7742C	5"
7743C	5-1/2"
7744C	6"

PART#	LENGTH
7751C	CL
7752C	1-1/2"
7753C	2"
7754C	2-1/2"
7755C	3"
7756C	3-1/2"
7757C	4"
7758C	4-1/2"
7759C	5"
7760C	5-1/2"
7761C	6"
7763C	8"
7765C	10"
7767C	12"

PART#	LENGTH
7768C	CL
7769C	1-1/2"
7770C	2"
7771C	2-1/2"
7772C	3"
7773C	3-1/2"
7774C	4"
7775C	4-1/2"
7776C	5"
7777C	5-1/2"
7778C	6"
7780C	8"
7782C	10"
7784C	12"

1"

1-1/4"

1-1/2"

2"

PART#	LENGTH
7785C	CL
7786C	2"
7787C	2-1/2"
7789C	3"
7790C	3-1/2"
7791C	4"
7792C	4-1/2"
7793C	5"
7794C	5-1/2"
7795C	6"
7797C	8"
7799C	10"
7801C	12"

PART#	LENGTH
7802C	CL
7803C	2"
7804C	2-1/2"
7805C	3"
7806C	3-1/2"
7807C	4"
7808C	4-1/2"
7809C	5"
7810C	5-1/2"
7811C	6"
7813C	8"
7815C	10"
7817C	12"

PART#	LENGTH
7818C	CL
7819C	2"
7820C	2-1/2"
7821C	3"
7822C	3-1/2"
7823C	4"
7824C	4-1/2"
7825C	5"
7826C	5-1/2"
7827C	6"
7829C	8"
7831C	10"
7833C	12"

PART#	LENGTH
7834C	CL
7835C	2-1/2"
7836C	3"
7837C	3-1/2"
7838C	4"
7839C	4-1/2"
7840C	5"
7841C	5-1/2"
7842C	6"
7844C	8"
7846C	10"
7848C	12"

BRASS FLARE & COMPRESSION FITTINGS

FLARE - 39 SERIES PLUGS



PART #	SIZE
7-393	3/16"
7-394	1/4"
7-395	5/16"
7-396	3/8"
7-398	1/2"

FLARE - 41SC SWIVEL VALVE CONNECT



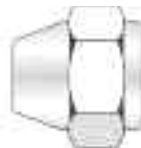
PART #	SIZE
7-41SC4	1/4"
7-41SC6	3/8"
7-41SC8	1/2"

FLARE - 40 SERIES CAP NUTS



PART#	SIZE
7-403	3/16"
7-404	1/4"
7-405	5/16"
7-406	3/8"
7-408	1/2"

FLARE - 41SHN SPACE HEATER NUT



9/16" X 24 Thread

PART #	SIZE
7-41SHN	3/8"

FLARE - 41F SERIES - FORGED SHORT NUT



PART#	SIZE
7-41F3	3/16"
7-41F4	1/4"
7-41F5	5/16"
7-41F6	3/8"
7-41F8	1/2"
7-41F10	5/8"

FLARE - 42 SERIES UNIONS



PART #	SIZE
7-423	3/16"
7-424	1/4"
7-425	5/16"
7-426	3/8"
7-4264	3/8" X 1/4"
7-428	1/2"
7-4284	1/2" X 1/4"
7-4286	1/2" X 3/8"
7-4210	5/8"

FLARE - 41L SERIES LONG NUT



PART#	SIZE
7-41L3	1/8"
7-41L4	3/16"
7-41L5	1/4"
7-41L6	5/16"
7-41L8	3/8"
7-41L10	3/8" x 1/4"

FLARE - 44 SERIES TEES



PART#	SIZE
7-444	1/4"
7-445	5/16"
7-446	3/8"
7-4464	3/8" X 1/4"
7-4468	3/8" X 1/2"
7-448	1/2"
7-4484	1/2" X 1/4"
7-4486	1/2" X 3/8"
7-4410	5/8"

FLARE - 41S SERIES SHORT NUT



PART#	SIZE
7-41S2	1/8"
7-41S3	3/16"
7-41S4	1/4"
7-41S5	5/16"
7-41S6	3/8"
7-41S64	3/8" x 1/4"
7-41S7	7/16"
7-41S8	1/2"

FLARE - 45 SERIES X MIP TEES



PART#	SIZE
7-4564	3/8" x 1/4"
7-4566	3/8" x 3/8"
7-4568	3/8" x 1/2"

Continued on the next page!

BRASS FLARE & COMPRESSION FITTINGS

FLARE - 46 SERIES X FIP COUPLING



PART#	SIZE
7-4642	1/4" X 1/8"
7-4644	1/4"
7-4654	5/16" X 1/4"
7-4662	3/8" X 1/8"
7-4666	3/8"
7-4668	3/8" X 1/2"
7-4684	1/2" X 1/4"
7-4686	1/2" X 3/8"
7-4688	1/2"
7-46812	1/2" x 3/4"
7-46108	5/8" x 1/2"
7-461012	5/8" x 3/4"
7-461212	3/4" x 3/4"

FLARE - 50 SERIES X FIP 90° ELL



PART#	SIZE
7-5066	3/8"
7-5068	3/8" X 1/2"
7-50612	3/8" X 3/4"
7-5084	1/2" X 1/4"
7-5086	1/2" X 3/8"
7-5088	1/2"
7-50812	1/2" X 3/4"

FLARE - 52 SERIES CROSS



PART#	SIZE
7-526	3/8"
7-528	1/2"

FLARE - 48 SERIES X MIP COUPLING



PART#	SIZE
7-4842	1/4" X 1/8"
7-4844	1/4"
7-4846	1/4" x 3/8"
7-4848	1/4" x 1/2"
7-4854	5/16" x 1/4"
7-4856	5/16" x 3/8"
7-4864	3/8" x 1/4"
7-4866	3/8"
7-4868	3/8" x 1/2"
7-48612	3/8" x 3/4"
7-4884	1/2" x 1/4"
7-4886	1/2" x 3/8"
7-4888	1/2" x 1/2"
7-48108	5/8" x 1/2"
7-481012	5/8" x 3/4"
7-48812	1/2" x 3/4"

FLARE - 55 SERIES 90° ELL

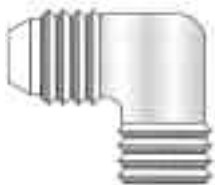


PART#	SIZE
7-554	1/4"
7-555	5/16"
7-558	1/2"
7-5510	5/8"

Two piece: body and nut.
 Straights and shapes are manufactured from CA360, CA345 or CA377 brass.
 45° Flare. Heavy duty flare fittings are manufactured to SAE specifications.

Compatible with copper, brass, aluminum and steel hydraulic tubing that can be flared. Used on low, medium and high pressure lines under the most adverse conditions. Fair vibration resistance. The long nut offers greater support. Temperature range from -65° to +250° F.


FLARE - 49 SERIES X MIP 90° ELL



PART#	SIZE
7-4942	1/4" X 1/8"
7-4944	1/4"
7-4954	5/16" X 1/4"
7-4964	3/8" X 1/4"
7-4966	3/8"
7-4968	3/8" X 1/2"
7-4984	1/2" X 1/4"
7-4986	1/2" X 3/8"
7-4988	1/2"
7-49108	5/8" X 1/2"

BRASS FLARE & COMPRESSION FITTINGS

COMPRESSION - 60 SERIES SLEEVE



PART#	SIZE
7-602	1/8"
7-603	3/16"
7-604	1/4"
7-605	5/16"
7-606	3/8"
7-607	7/16"
7-608	1/2"

COMPRESSION - 64 SERIES TEE



PART#	SIZE
7-643	3/16"
7-644	1/4"
7-645	5/16"
7-646	3/8"
7-648	1/2"
7-6410	5/8"

COMPRESSION - 61 SERIES SHORT NUT



PART#	SIZE
7-613	3/16"
7-614	1/4"
7-615	5/16"
7-616	3/8"
7-618	1/2"
7-6110	5/8"

COMPRESSION - 65 SERIES 90° ELL



PART#	SIZE
7-653	3/16"
7-654	1/4"
7-656	3/8"
7-6564	3/8" x 1/4"
7-658	1/2"
7-6510	5/8"
7-65106	5/8" x 3/8"

COMPRESSION - 61C SERIES CAP



PART#	SIZE
7-61C4	1/4"
7-61C6	3/8"

COMPRESSION - 66 SERIES X FIP COUPLING



PART#	SIZE
7-6642	1/4" X 1/8"
7-6644	1/4"
7-6648	1/4" X 1/2"
7-6654	5/16" X 1/4"
7-6662	3/8" X 1/8"
7-6664	3/8" X 1/4"
7-6666	3/8"
7-6668	3/8" x 1/2"
7-6684	1/2" X 1/4"
7-6686	1/2" x 3/8"
7-6688	1/2"
7-66108	5/8" x 1/2"

COMPRESSION - 62 SERIES UNION



PART#	SIZE
7-622	1/8"
7-623	3/16"
7-624	1/4"
7-6242	1/4" x 1/8"
7-625	5/16"
7-6254	5/16" x 1/4"
7-626	3/8"
7-6264	3/8" x 1/4"
7-628	1/2"
7-6286	1/2" x 3/8"
7-6210	5/8"
7-62106	5/8" x 3/8"
7-62108	5/8" x 1/2"
7-6214	7/8"

- Three piece unit: body, nut and sleeve.
- Straights and shapes are manufactured from CA360, CA345, CA377.
- Compatible with copper, brass, aluminum and thermoplastic tubing. (Thermoplastic tubing requires the use of a brass insert for support.)
- Low pressure air, oil, water and gas up to a maximum pressure of 400 psi.
- Fair vibration resistance
- The long nut can be used for greater vibration application.

BRASS FLARE & COMPRESSION FITTINGS

**COMPRESSION - 68 SERIES
X MIP COUPLING**



PART#	SIZE
7-6822	1/8"
7-6842	1/4" X 1/8"
7-6844	1/4"
7-6846	1/4" x 3/8"
7-6848	1/4" x 1/2"
7-6852	5/16" x 1/8"
7-6854	5/16" x 1/4"
7-6862	3/8" X 1/8"
7-6864	3/8" x 1/4"
7-6866	3/8"
7-6868	3/8" x 1/2"
7-6884	1/2" x 1/4"
7-6886	1/2" x 3/8"
7-6888	1/2"
7-68106	5/8" X 3/8"
7-68108	5/8" x 1/2"
7-681012	5/8" x 3/4"
7-681412	7/8" X 3/4"

**COMPRESSION - 69 SERIES
X MIP 90° ELL**



PART#	SIZE
7-6944	1/4"
7-6946	1/4" x 3/8"
7-6948	1/4" x 1/2"
7-6952	5/16" x 1/8"
7-6954	5/16" x 1/4"
7-6962	3/8" X 1/8"
7-6964	3/8" x 1/4"
7-6966	3/8"
7-6968	3/8" x 1/2"
7-6984	1/2" x 1/4"
7-6986	1/2" x 3/8"
7-6988	1/2"
7-69812	1/2" X 3/4"
7-69106	5/8" X 3/8"
7-69108	5/8" x 1/2"

**COMPRESSION - 70 SERIES
X FIP 90° ELL**



PART#	SIZE
7-7042	1/4" X 1/8"
7-7044	1/4"
7-7062	3/8" X 1/8"
7-7064	3/8" X 1/4"
7-7066	3/8"
7-7068	3/8" X 1/2"
7-7086	1/2" X 3/8"
7-7088	1/2"

LYNCAR Locations

**30 Hedgedale Road
Brampton ON**



Full Service Warehouse

tel (905) 453-2400
fax (905) 453-2404

**700 Chester Rd.
Delta BC.**



Full Service Warehouse

tel (604) 540-6100
fax (604) 540-6105

**301 Dorval Ave Suite 152
Montreal QC.**



Sales Office

tel (514) 780-0580
fax (514) 780-1294