

I-Beam Adaptor Sway Brace Structural Attachment

Features

- Innovative design simplifies installation to save time and money
- No loose parts. No assembly required
- Adjustable design accommodates multiple flange thicknesses and I-Beam widths, significantly reducing inventory
- Snap-off bolt head helps enable easy installation and inspection of seismic sway braces
- Two standard-duty products handle flange thickness up to 3/4" and beam widths up to 14-1/2"
- Heavy-duty version accommodates flange thicknesses up to 1-1/4" and beam widths up to 18"

Product Listings

- Meets NFPA®-13 requirements for seismic sway bracing
- UL Listed load 3,740 lbs (16,636 N) in all directions
- FM approved for design loads up to 3,900 lbs (17,348 N) in all directions



Products meet NFPA requirements for seismic applications!



Installation is easy...



Step 1:

Press down on top of I-Beam Adaptor to disengage spring steel catch and stretch adaptor to appropriate width for intended I-Beam.



1A

A tilt-and-slide head in combination with snap-off bolts and nuts leads to a quick installation.



Step 2:

Place I-Beam Adaptor around I-Beam.



Step 3:

Finger tighten nuts then bolts, next tighten all nuts and bolts until heads snap off.

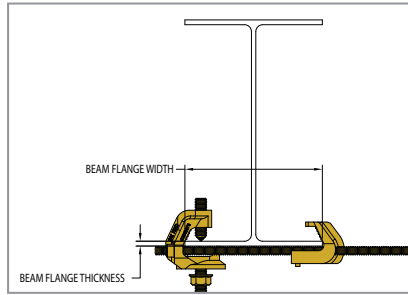
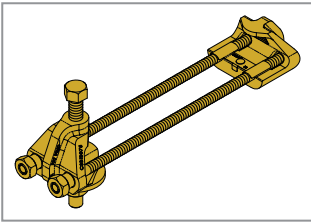


Step 4:

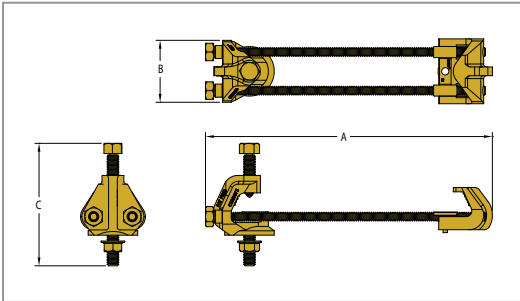
Install Universal Structural Attachment for attaching to brace pipe.

I-Beam Adaptor

Sway Brace Structural Attachment



- For use in lateral and longitudinal sway bracing applications
- Standard electro-galvanized finish provides superior corrosion protection
- Hot-dipped galvanized finish is also available as special order



Specifications

Part Number	Description	UL Listed Working Load All Directions lbs (N)	FM Approved Design Load All Directions lbs (N)	Flange Thickness in (mm)	A in (mm)	B in (mm)	C in (mm)
CSBIB075085EG	3/4", 8.5" (19 mm, 216 mm) WIDE, STD DUTY, EG	3,740 (16,636)	3,900 (17,348)	1/4 - 3/4 (6.4 - 19.1)	12 (304.8)	2-3/4 (69.9)	2-1/2 (63.5)
CSBIB075145EG	3/4", 14.5" (19 mm, 368 mm) WIDE, STD DUTY, EG	3,740 (16,636)	3,900 (17,348)	1/4 - 3/4 (6.4 - 19.1)	17 (431.8)	2-3/4 (69.9)	2-1/2 (63.5)
CSBIB125180EG	1-1/4", 18.0" (32 mm, 457 mm) WIDE, HVY DUTY, EG	3,740 (16,636)	3,900 (17,348)	3/4 - 1-1/4 (19.1 - 31.8)	21-1/2 (546.1)	3-1/8 (79.4)	3-1/2 (88.9)

UL is a registered trademark of Underwriters Laboratories, Inc. NFPA is a registered trademark of the National Fire Protection Association.

WARNING – ERICO products shall be installed and used only as indicated in ERICO's product instruction sheets and training materials. Instruction sheets are available at www.erico.com and from your ERICO customer service representative. Improper installation, misuse, misapplication or other failure to completely follow ERICO's instructions and warnings may cause product malfunction, property damage, serious bodily injury and death.

Copyright ©2009 ERICO International Corporation. All rights reserved.

CADDY, CADWELD, CRITEC, ERICO, ERIFLEX, ERITECH, and LENTON are registered trademarks of ERICO International Corporation.