




































ERICO / Tolco Seismic Product Cross Reference - FOR INTERNAL USE ONLY

Tolco Items		NEW! CADDY Product	
Image	Product Number & Description	Image	Product Number & Description
	#1000 Fast Clamp Sway Brace		CSBQIK Quick Lateral Brace
	#1001 Sway Brace Attachment		CSBQIKCL Quick Grip Lateral Sway Brace (1" - 4") OR CSBQIKCSE Quick Grip Jr. Lateral Sway Brace (4" - 8")
	#2002 Sway Brace Attachment		CSBQIKCL Quick Grip Lateral Sway Brace (1" - 4") OR CSBQIKCSE Quick Grip Jr. Lateral Sway Brace (4" - 8")
	#4L Longitudinal In-Line Sway Brace Attachment		CSBEZU Easy Universal Lateral & Longitudinal Sway Brace OR CSBSTU Standard Universal Lateral & Longitudinal Sway Brace
	#4A Pipe Clamp for Sway Bracing		CSBEZU Easy Universal Lateral & Longitudinal Sway Brace OR CSBSTU Standard Universal Lateral & Longitudinal Sway Brace
	#907 Longitudinal 4-Way Brace Attachment		TP240 Quick 4-Way Longitudinal Sway Brace Clamp
	#980 Universal Brace Attachment 1"-2"		CSBUNIV Universal Structural Attachment
	#981 Universal Swivel Sway Brace Attachment 1" - 2"		We do not have a comparable product, but the seismic hinges will compete.
	#909 No Thread Structural Brace Attachment; 1"		CSBUNIV Universal Structural Attachment
	#906 Sway Brace Multi-Fastener Adaptor		CSBMA Multi-Attachment
	#910 Threaded Structural Brace Attachment; 1" and 1 1/4"		TP280 Style A / AB Threaded Sway Brace Fitting
	#975 Threaded Straight Fitting; 1"		TP280 Style A Threaded Sway Brace Fitting
	#825 Sway Brace Attachment to Bar Joist		CSBBJ Bar Joist Adaptor
	#825A Sway Brace Attachment to Bar Joist		CSBBJ Bar Joist Adaptor

Tolco Items		NEW! CADDY Product	
<u>Image</u>	<u>Product Number & Description</u>	<u>Image</u>	<u>Product Number & Description</u>
	#800 I-Beam Attachment		CSBIB - I-Beam Adaptor
	#98 Rod Stiffener		VS Vertical Rod Stiffener
	#25 Surge Restrainer		LHSR6 Loop Hanger Surge Restraint
	#990 Cable Sway Brace Attachment		Not Available
	#991 Fast Attach Cable Sway Brace Attachment		Not Available