












ERICO Seismic Product Cross Reference - FOR INTERNAL USE ONLY

Original CADDY Product		NEW! CADDY Product	
Image	Product Number & Description	Image	Product Number & Description
	TP220 Quick Clamp Lateral Sway Brace Pipe Attachment		CSBQIK Quick Lateral Brace
	TP225 Quick End Structural Attachment Clamp		CSBUNIV Universal Structural Attachment
	TP225A Quick End Structural Attachment		CSBMA Multi-Attachment
	TP225G Quick End Structural Attachment Clamp		CSBUNIV Universal Structural Attachment
	TP230 Quick In-line Lateral & Longitudinal Sway Brace	  	For Both Lateral & Longitudinal Bracing: CSBEZU Easy Universal Lateral & Longitudinal Sway Brace OR CSBSTU Standard Universal Lateral & Longitudinal Sway Brace OR For Lateral Bracing Only: CSBQIKCL Quick Grip Lateral Sway Brace (1" - 4") OR CSBQIKCSE Quick Grip Jr. Lateral Sway Brace (4" - 8")
	TP230G Heavy Duty Quick In-line Lateral & Longitudinal Sway Brace		CSBEZU Easy Universal Lateral & Longitudinal Sway Brace OR CSBSTU Standard Universal Lateral & Longitudinal Sway Brace
	TP235 Quick Tab Welded Longitudinal Sway Brace Fitting		Not Available
	TP240 Quick 4-Way Longitudinal Sway Brace Clamp		TP240 Quick 4-Way Longitudinal Sway Brace Clamp
	TP280 Style A Threaded Sway Brace Fitting		TP280 Style A Threaded Sway Brace Fitting
	TP280 Style AB Threaded Sway Brace Fitting		TP280 Style AB Threaded Sway Brace Fitting
	SB55N Easy Attach Sway Brace		CSBUNIV Universal Structural Attachment
	VS Vertical Rod Stiffener Threaded Rod Support		VS Vertical Rod Stiffener Threaded Rod Support
			NEW ADDITION TO PRODUCT LINE! CSBBJ Bar Joist Adaptor
			NEW ADDITION TO PRODUCT LINE! CSBIB - I-Beam Adaptor